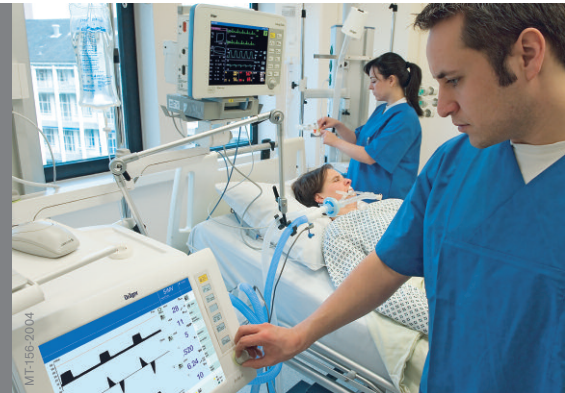


Option CapnoPlus

Infinity® Acute Care System™ – Evita Infinity® V500
 Evita XL
 Evita 4 edition
 Evita 2 dura



The CapnoPlus option provides CO₂ mainstream measurement for ventilated patients and is designed for use with all Evita ventilators.

Your benefits:

- quick and easy non-invasive CO₂ measurement¹⁾
- display of CO₂ values as end tidal CO₂ concentration and continuous CO₂ curves
- values such as CO₂ production (VCO₂), dead space (V_{ds}) and the pulmonary dead space fraction (V_{ds}/V_{te}) are also available

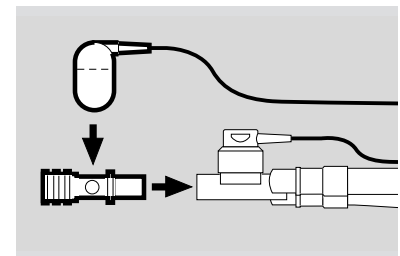
CO₂ AND CO₂ MEASUREMENT

Within the expiration phase, CO₂ is one of the most important parameters, providing valuable information on the efficacy of ventilation, gas exchange and metabolism.²⁾ Therefore, continuous monitoring of CO₂ concentrations can serve as an early warning system with regard to changes in the acuity level of critically ill patients.³⁾ The mainstream infrared absorption measurement of CO₂ directly at the Y-piece provides reliable data which are displayed in real time on the Evita screen.

WHY CAPNOPLUS?

CapnoPlus offers more than just CO₂ measurement.

- display capnometry and capnography simultaneously, together with other patient parameters such as flow, volume/pressure curves and data⁴⁾⁵⁾
- enhance patient safety with individually adjustable CO₂ alarm settings and optimized ventilation management
- obtain accurate measurements via the CapnoSmart sensor even under challenging conditions, such as during active circuit humidification
- avoid gas leakage and resulting misrepresentation of ventilation settings
- rapidly verify patient CO₂ values with direct sensor control via the reference filter
- perform zero calibration at the parac holder without disconnecting the patient from the ventilator



CO₂ measurement directly at the Y-piece

1) Bongard F, Sue D.: Pulse oximetry and capnography in intensive and transitional care units. West J. Med. 1992 Jan; 156(1); 57-64
 2) St. John RE.: Exhaled gas analysis: technical and clinical aspects of capnography and oxygen consumption. Crit Care Nurs Clin N Am. 1989; 20:363-374
 3) St. John RE.: End-tidal carbon dioxide monitoring Crit Care Nurs Vol 23, No. 4, August 2003; 83-88
 4) AARC Guideline: Capnography/Capnometry during Mechanical Ventilation-2003 revision and update: Respiratory Care, May 2003 Vol. 48 No. 5
 5) Behende et al.: Validity of a disposable and end-tidal CO₂ detection in verifying endotracheal tube placement in infants and children. Ann Erg Med 1992 31:142-5

- combine CapnoPlus with optional mask ventilation (NIV/NIVplus) for real time CO₂ monitoring even during non-invasive ventilation
- take full advantage of the automated weaning protocol upgrade SmartCare®/PS for your Evita XL when you choose the CapnoPlus option


CO₂ ACCESSORIES

- For the CapnoPlus option, Dräger offers reusable as well as disposable CO₂ cuvettes for adult and pediatric patients
- The patented design of the disposable CO₂ cuvette delivers the same performance as the reusable type, but without the additional cost of time consuming sterilization protocols




MT-0986-2007

Dräger mainstream CO₂ sensor continuously measures etCO₂



D-7069-2009

CO₂ cuvette, reusable, adults



D-7060-2009

CO₂ cuvette, reusable, pediatric



D-7069-2009

CO₂ cuvette, disposable, adults



D-7061-2009

CO₂ cuvette, disposable, pediatric

TECHNICAL DATA

Option CapnoPlus

CO ₂ measurement in main flow	
End-expiratory CO ₂ concentration (etCO ₂)	Range 0 to 100 mmHg, or 0 to 15 Vol.% ⁶⁾ , or 0 to 13.3 kPa
CO ₂ production (VCO ₂)	Range 0 to 999 mL/min, STPD ⁷⁾
Monitoring	Capnometry and capnography

ORDER INFORMATION

CapnoPlus – option	order via Evita product configuration
CapnoPlus – retrofit kit	Order no. 84 14 240
CO ₂ monitoring – option	order via Evita Infinity V500 product configuration
CO ₂ monitoring – retrofit kit	Order no. 84 16 200

6) Depending on ambient and ventilation pressure, the actual upper value, when indicated in Vol.%, can be lower than the upper value displayed.
 7) STPD: Standard Temperature, Pressure, Dry. Measured values based on standardized physical conditions: 0 °C (32 °F), 1013 hPa, dry gas

HEADQUARTERS
 Drägerwerk AG & Co. KGaA
 Moislinger Allee 53–55
 23558 Lübeck, Germany
 www.draeger.com

REGION EUROPE CENTRAL AND EUROPE NORTH
 Dräger Medical GmbH
 Moislinger Allee 53–55
 23558 Lübeck, Germany
 Tel +49 451 882 0
 Fax +49 451 882 2080
 info@draeger.com

REGION EUROPE SOUTH
 Dräger Médical S.A.S.
 Parc de Haute
 Technologie d'Antony 2
 25, rue Georges Besse
 92182 Antony Cedex, France
 Tel +33 1 46 11 56 00
 Fax +33 1 40 96 97 20
 dlmfr-contact@draeger.com

REGION MIDDLE EAST, AFRICA, CENTRAL AND SOUTH AMERICA
 Dräger Medical GmbH
 Branch Office Dubai
 Dubai Healthcare City, P.O. Box 505108
 Dubai, United Arab Emirates
 Tel + 971 436 24 762
 Fax + 971 436 24 761
 contactuae@draeger.com

REGION ASIA / PACIFIC
 Draeger Medical
 South East Asia Pte Ltd
 25 International Business Park
 #04-27/29 German Centre
 Singapore 609916, Singapore
 Tel +65 6572 4388
 Fax +65 6572 4399
 asia.pacific@draeger.com

REGION NORTH AMERICA
 Draeger Medical, Inc.
 3135 Quarry Road
 Telford, PA 18969-1042, USA
 Tel +1 215 721 5400
 Toll-free +1 800 437 2437
 Fax +1 215 723 5935
 info.usa@draeger.com

Manufacturer:
 Dräger Medical GmbH
 23542 Lübeck, Germany
 The quality management system at Dräger Medical GmbH is certified according to ISO 13485, ISO 9001 and Annex II.3 of Directive 93/42/EEC (Medical devices).